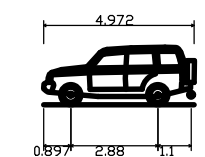
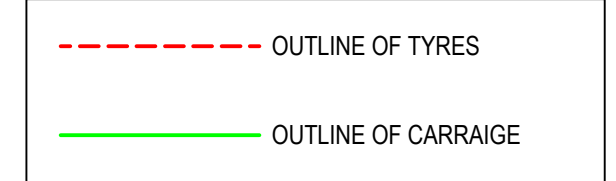


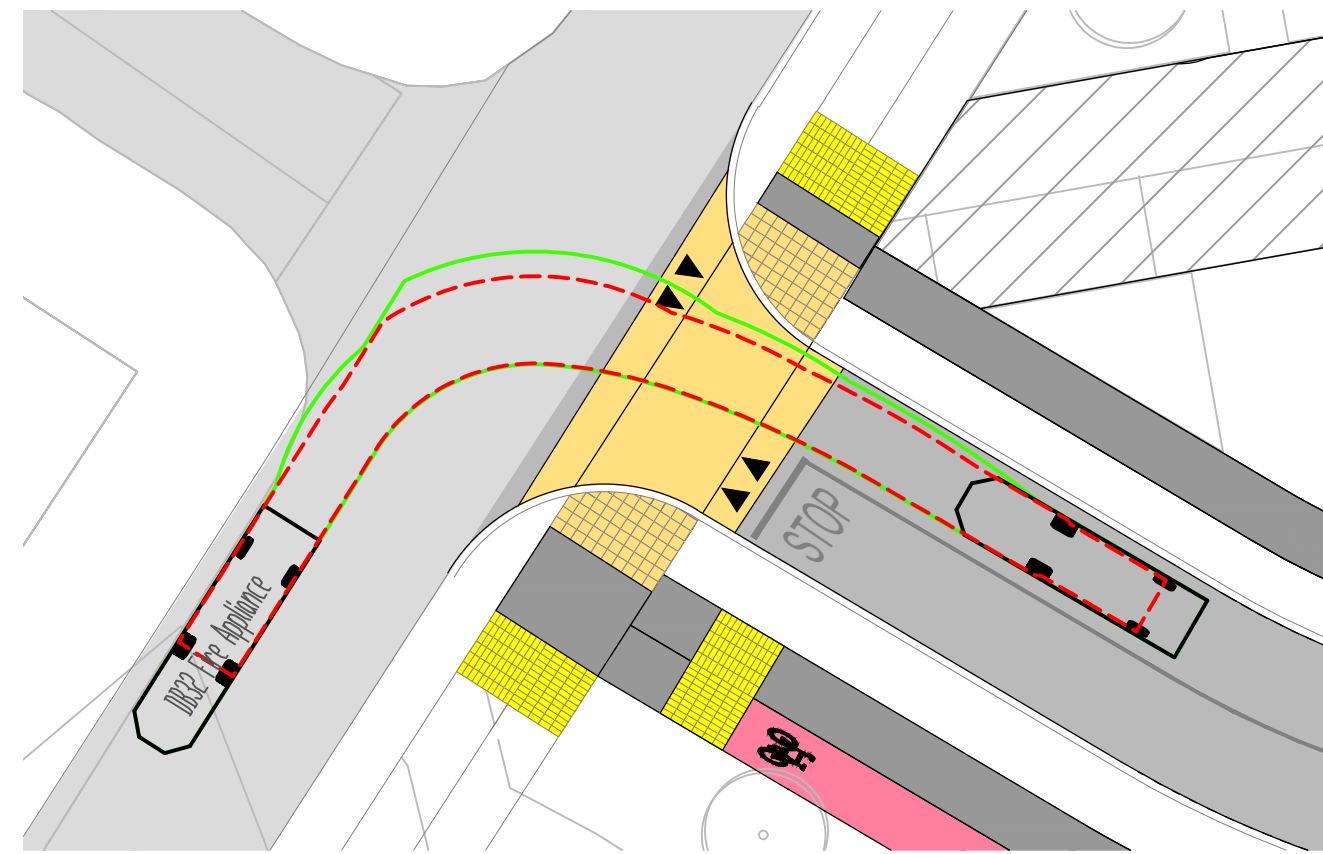
**GENERAL NOTES:**

- FOR STANDARD DOBA NOTES REFER TO DRAWING FINLAY-DOB-XX-SI-DR-S-001 & S-002
- THIS DRAWING IS TO BE READ IN CONJUNCTION WITH ALL OTHER RELEVANT ENGINEER'S DRAWINGS AND SPECIFICATIONS.
- USE FIGURED DIMENSIONS ONLY. DO NOT SCALE
- THE CONTRACTOR SHALL VERIFY ALL DIMENSIONS AND LEVELS WITH ENGINEERING DRAWINGS PRIOR TO START OF CONSTRUCTION. ANY DISCREPANCIES TO BE NOTIFIED TO THE ENGINEER FOR RESOLUTION.
- CONTRACTOR IS RESPONSIBLE FOR ANY NECESSARY CONDITION SURVEY OF THE WORKS AREA, PUBLIC ROADS AND RETURN TO ORIGINAL CONDITION FOLLOWING WORKS
- CONTRACTOR TO ALLOW FOR SCANNING AND GPR SURVEY OF THE SITE FOR ANY UNDERGROUND SERVICES PRIOR TO WORKS. REFER TO PUBLIC UTILITIES DRAWINGS FOR APPROXIMATE LOCATION OF EXISTING SERVICES

**SWEPT PATH LEGEND**

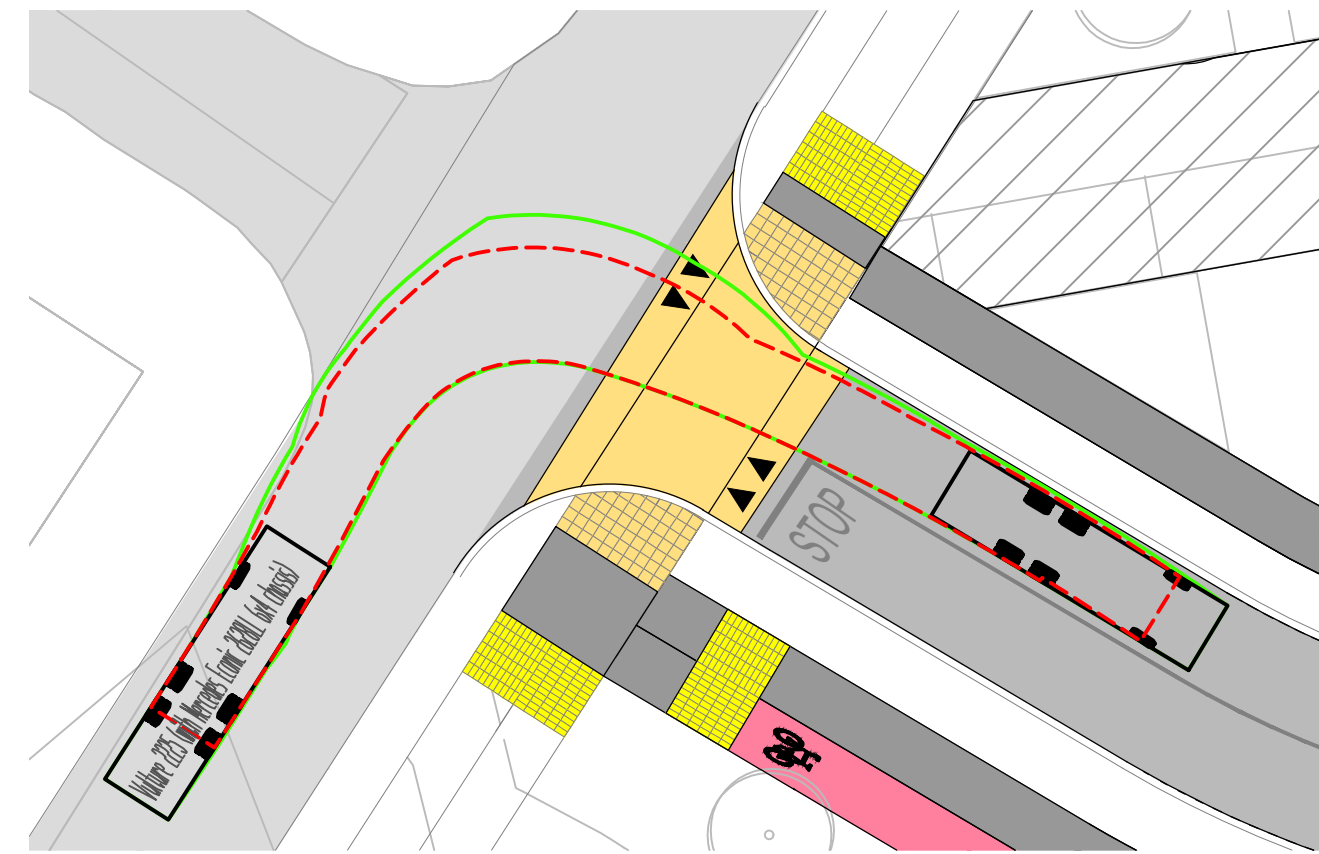


Luxury 4x4 (2006)	4.972m
Overall Length	4.972m
Overall Width	2.034m
Overall Body Height	1.952m
Min Body Ground Clearance	0.279m
Max Track Width	1.864m
Lock-to-lock time	4.005m
Curb to Curb Turning Radius	5.000m



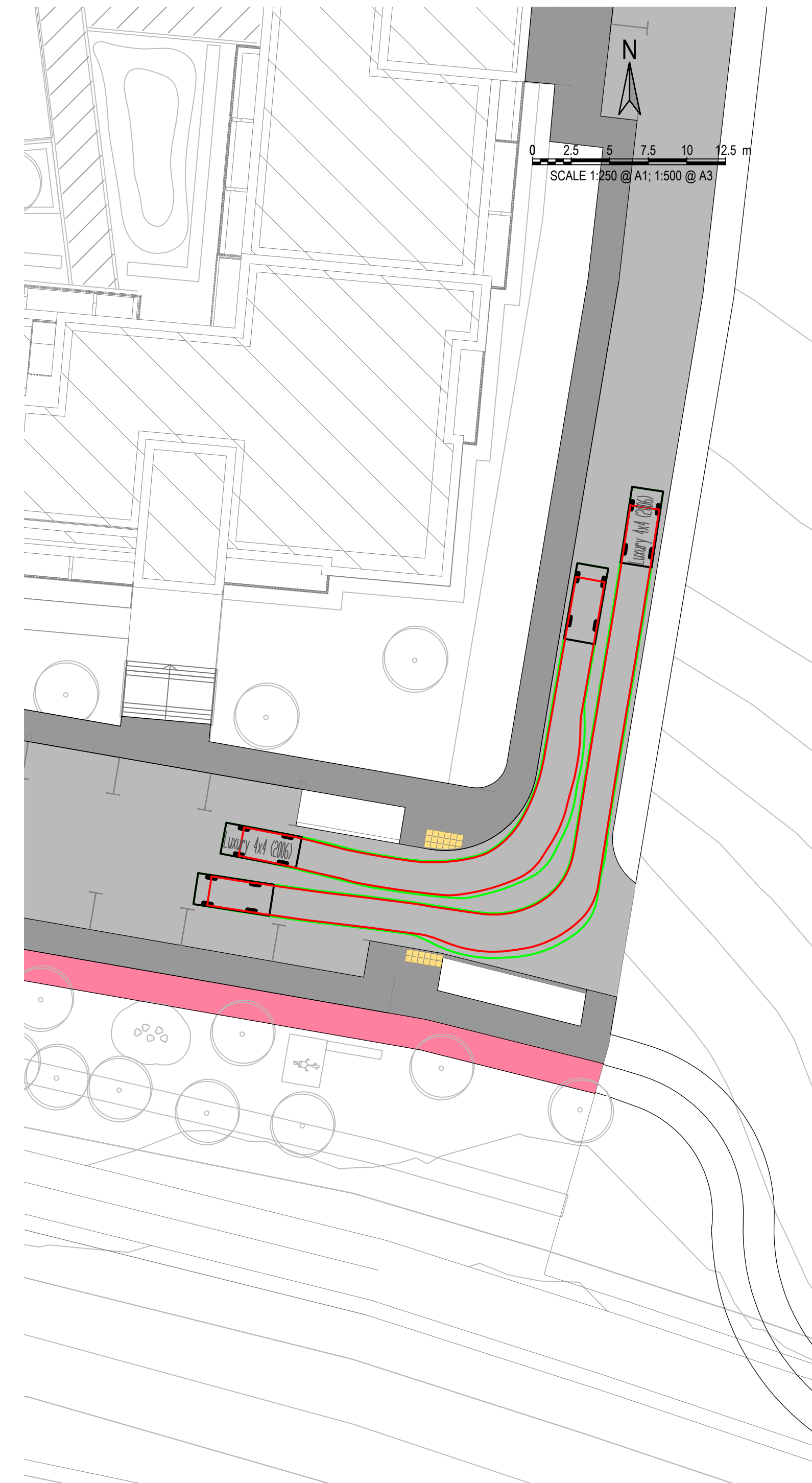
**AUTOTRACK LAYOUT FOR FIRE TENDER IN @ ENTRANCE**

Scale 1:250



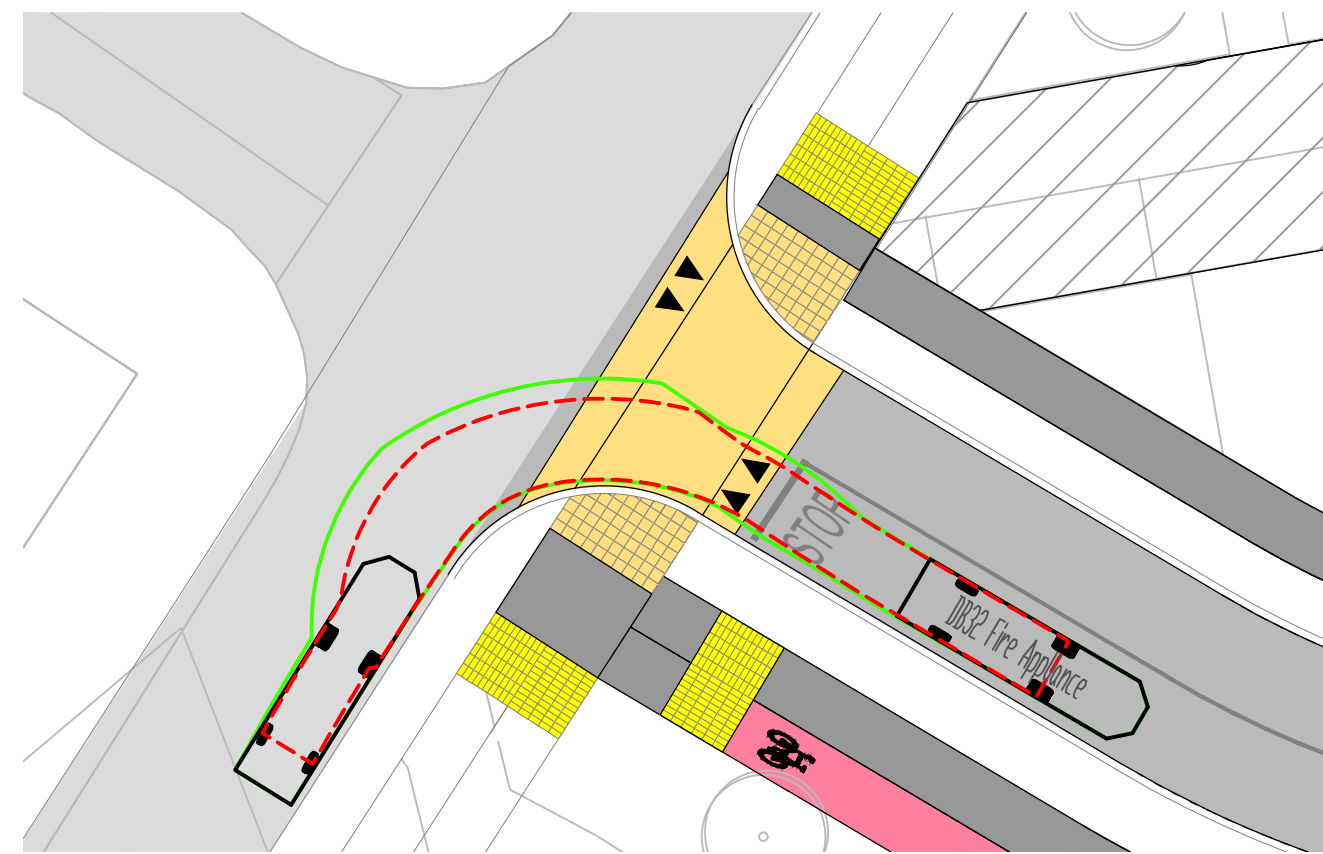
**AUTOTRACK LAYOUT FOR REFUSE VEHICLE IN @ ENTRANCE**

Scale 1:250



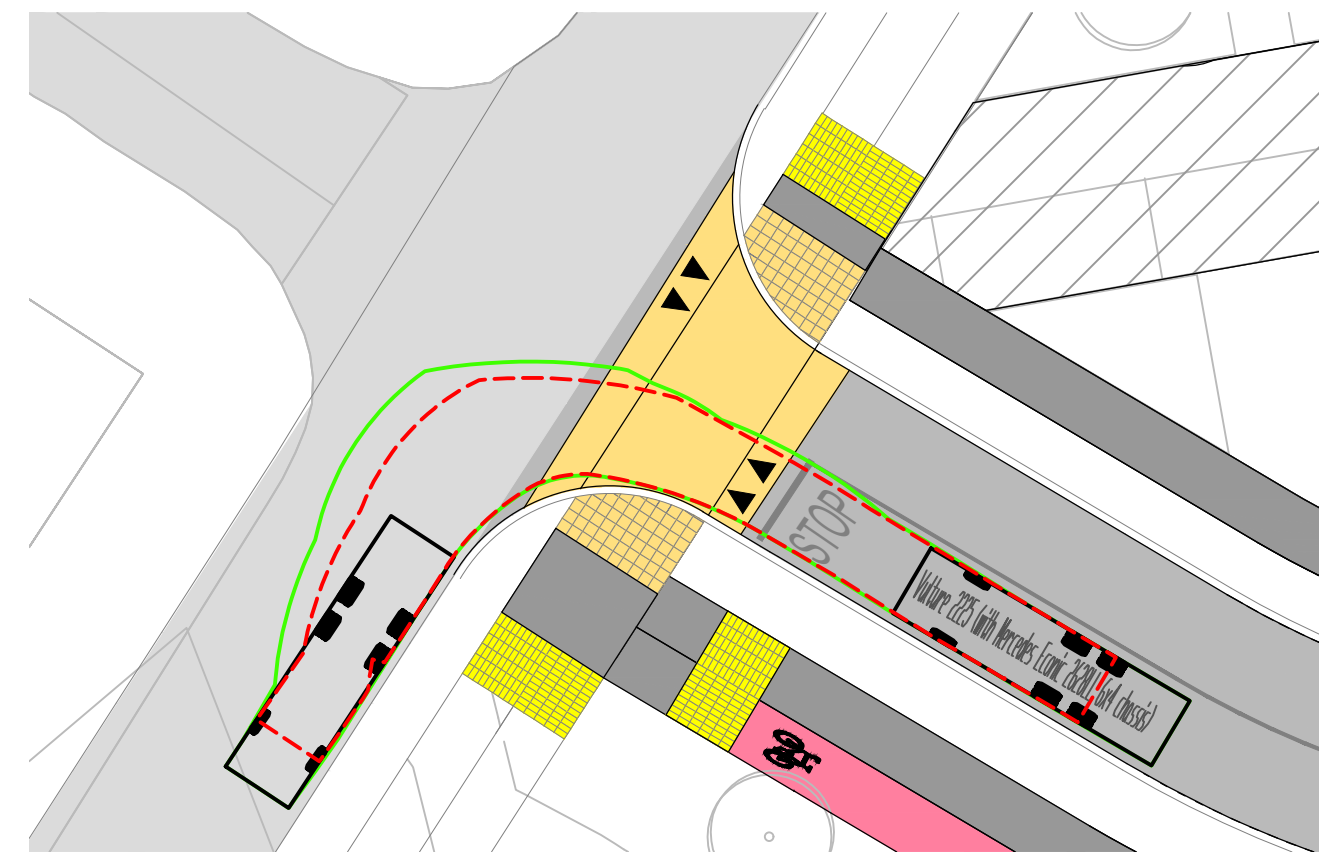
**AUTOTRACK LAYOUT FOR A 4x4**

Scale 1:250



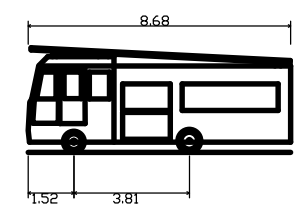
**AUTOTRACK LAYOUT FOR FIRE TENDER OUT @ ENTRANCE**

Scale 1:250



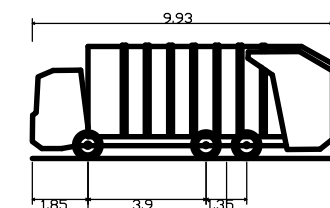
**AUTOTRACK LAYOUT FOR REFUSE VEHICLE OUT @ ENTRANCE**

Scale 1:250



DB32 Fire Appliance	8.680m
Overall Length	8.680m
Overall Width	2.152m
Overall Body Height	3.452m
Min Body Ground Clearance	0.279m
Max Track Width	2.121m
Lock-to-lock time	5.005m
Curb to Curb Turning Radius	7.910m

VEHICLE DETAILS



Vulture 2225 (with Mercedes Econic 2628LL 6x4 chassis)	9.930m
Overall Length	9.930m
Overall Width	2.457m
Overall Body Height	3.749m
Min Body Ground Clearance	0.305m
Track Width	2.430m
Lock-to-lock time	4.005m
Wall to Wall Turning Radius	9.100m

VEHICLE DETAILS

**PLANNING ISSUE**

S2.P01	ISSUED FOR PLANNING	08.12.2022	KD	AL
Rev.	Note	Date	Drawn	Check

<b>DONNACHADH O'BRIEN</b> & ASSOCIATES CONSULTING ENGINEERS	UNIT 5C ELM HOUSE MILLENNIUM PARK NAAS CO. KILDARE	PHONE +353 45 984 042 INFO@DOBRIEN-ENGINEERS.IE WWW.DOBRIEN-ENGINEERS.IE
--	--	---

Client: WESTAR HOMES LTD					
Project: FINLAY PARK					
Drawing Title: PROPOSED AUTOTRACK ANALYSIS SHEET 2 OF 2					
Drawn By: NQ	Checked By: SP	Approved By: DOB	Date: OCT 2022	Scale: 1:250	Sheet Size: A1
Project Number: DOBA2110	Drawing Number: FINLAY-DOB-XX-SI-DR-C-0071	Status Code: S2	Rev Number: P01		